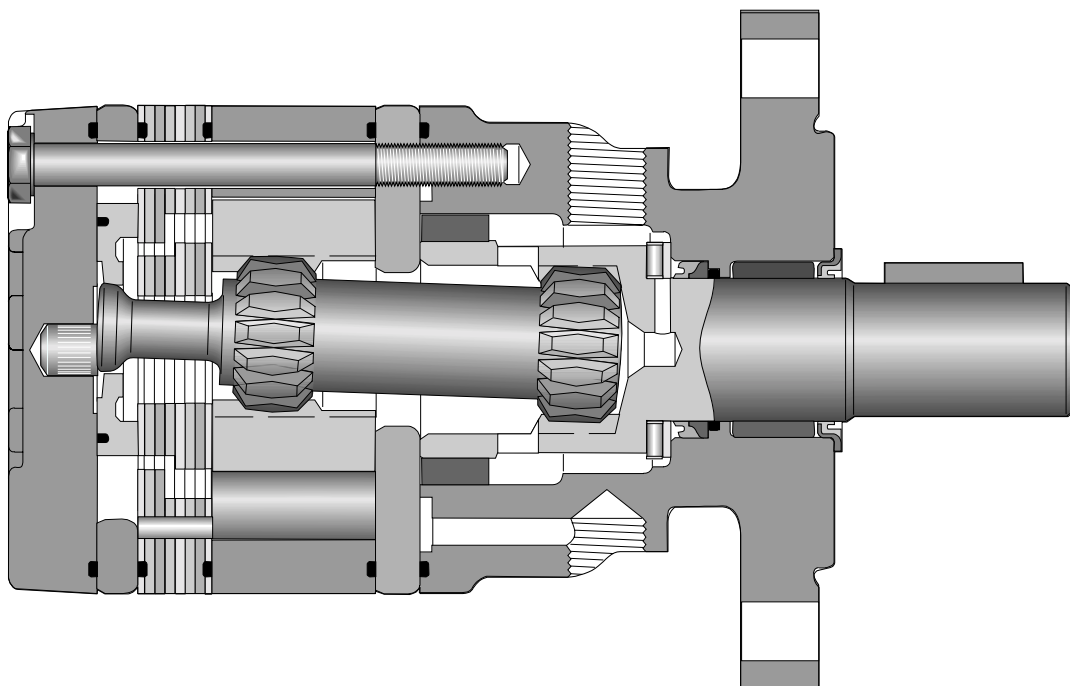
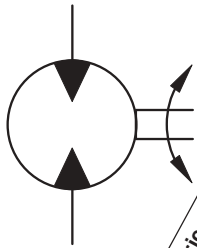


15 Displacements	(2.2 – 24.0 in ³ /rev)	
15 Schluckvolumen	36 . . . 390 cm ³ /rev	
15 Cylindrée		
15 Desplazamientos		
	Cont	Int
Maximum Pressure	(to 1800 psi)	(to 2400 psi)
Eingangsdruk	. . . 125 bar	. . . 165 bar
Chaute de pression max.		
Presion Maxima		
Maximum Oil Flow	(to 15 gpm)	
Schluckstrom	. . . 57 lpm	
Débit d'huile		
Caudal Maximo de Aceite		
Maximum Speed	(932 rpm)	
Drehzahl	932 rpm	
Vitesse de rotation		
Velocidad Maxima		
	Cont	Int
Maximum Torque	(3897 lb in)	(4783 lb in)
Max Drehmoment	440 Nm	540 Nm
Couple Maxi		
Torque Maximo		
Maximum Side Load at Key	(to 1100 lb)	
Seitenlast	. . . 4900 N	
Charges latérales		
Carga Maxima Lateral		

A Light to Medium Duty Low Speed, High Torque Motor

This light to medium duty motor incorporates all the features of heavy duty motors. Design features include a high pressure shaft seal so external drains are never required, roller vane technology for automatic wear compensation, and full flow internal cooling and flushing. This is a very economical motor for most light to medium duty applications.





Geometric displacement
Geom. Schluckvolumen
Cylindrée
Desplazamientos
Max. speed @ Max. intermittent flow
Max. Drehzahl Intermittierender Betrieb:
Vitesse de rotation maxi
Velocidad maxima a caudal intermitente maximo
Max. oil flow
Max. Schluckstrom
Débit d'huile maxi
Caudal Maximo de Aceite
Max. Differential Pressure
Max. Druckgefälle
Chute de pression maxi
Presion diferencial maxima
Max. supply pressure
Max. Eingangsdruck
Presion maxima de entrada
Max. torque
Max. Drehmoment
Couple maxi
Torque Maximo
Max. performance
Max. Leistungsgabe
Maximo rendimiento
Min. starting torque
Min. Anlaufmoment
Couple min. fourni au dé manrage
Torque minimo de arranque

Motor Series TB	cm ³ /rev in ³ /rev	rev/min	cont / int* l/min g/min		cont / int* bar psi		max bar psi	cont / int* Nm lb-in		max KW HP	cont / int* Nm lb-in	
TB 0036	36 2.2	932	34 9	34 9	125 1800	125 2400	190 2750	48.2 427	67.3 596	6.6 8.8	43.5 385	49.7 440
TB 0045	41 2.5	785	34 9	34 9	125 1800	165 2400	190 2750	64.3 569	88.0 779	7.2 9.7	39 341	52 461
TB 0050	49 3.0	678	34 9	34 9	125 1800	165 2400	190 2750	78.3 693	106.9 946	7.5 10.1	36 319	70 619
TB 0065	65 4.0	511	34 9	34 9	125 1800	165 2400	190 2750	106.9 946	145.1 1284	7.8 10.4	66 582	99 875
TB 0080	82 5.0	409	34 9	34 9	125 1800	165 2400	190 2750	134.8 1193	183.5 1624	7.8 10.5	92 816	139 1226
TB 0100	98 6.0	454	45 12	45 12	125 1800	165 2400	190 2750	159.4 1411	216.6 1917	10.2 13.8	119 1050	158 1400
TB 0130	130 8.0	430	45 12	57 15	125 1800	165 2400	190 2750	220.4 1951	297.4 2632	13.4 18.0	167 1482	229 2024
TB 0165	163 10.0	343	45 12	57 15	125 1800	155 2250	190 2750	273.2 2418	345.9 3062	12.4 16.7	199 1760	263 2331
TB 0195	195 11.9	287	45 12	57 15	125 1800	145 2100	190 2750	340.2 3011	399.6 3537	12.0 16.1	270 2388	325 2872
TB 0230	228 13.9	246	45 12	57 15	103 1500	138 2000	190 2750	316.0 2797	427.3 3782	11.0 14.8	261 2354	353 3121
TB 0260	260 15.9	216	45 12	57 15	100 1450	131 1900	190 2750	349.8 3096	465.1 4117	10.5 14.1	291 2573	395 3498
TB 0295	293 17.9	191	45 12	57 15	97 1400	125 1800	190 2750	383.1 3391	498.8 4415	10.0 13.4	308 2724	400 3544
TB 0330	328 20.0	171	45 12	57 15	93 1350	114 1650	190 2750	413.2 3657	509.0 4505	9.1 12.2	332 2942	406 3590
TB 0365	370 22.6	151	45 12	57 15	86 1250	105 1525	190 2750	440.3 3897	540.4 4783	8.7 11.6	372 3296	454 4021
TB 0390	392 24.0	143	45 12	57 15	83 1200	100 1450	190 2750	428.4 3792	524.5 4642	7.8 10.5	339 3003	434 3845

Performance data based on testing using 10W40 oil with a viscosity of 43,1 cSt. (200 SUS) at 54° C (130° F). Performance data is typical. Actual data may vary slightly from one production motor to another

Les donnees sur les performances sont basees sur des tests utilisant de l'huile 10W40 d'une viscosite de 200 SUS a 54°C (130°F). Ces donnees correspondent a des situations typiques. Les donnees reelles peuvent varier legerement d'un moteur de production a l'autre.

Leistungsdaten sind gemessen mit SAE 10W40 bei einer Viskosität von 43,1 Cst bei 54°C. Geringfügige Abweichungen von den Katalogdaten sind möglich.

Datos tecnicos obtenidos con aceite 10W40 de 200 SUS de viscosidad a 54°C (130°F). Los datos proporcionados son valores tipicos. Los valores exactos reales podrian tener una pequena variacion entre distintos motores.

Global TB,p65, pfm, fm

* Intermittent operation rating applies to 10% of every minute.

Intermittierende Werte maximal 10% von jeder Betriebsminute.

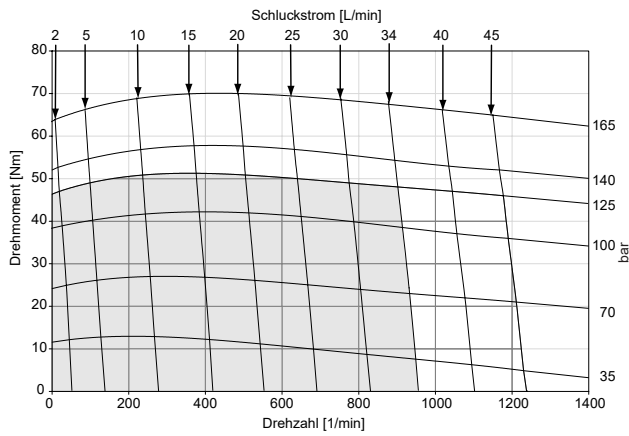
Fonctionnement interm. 10% max. de chaque minute d'utilisation.

Capacidad de funcionamiento intermitente valida para 10% por cada minuto.

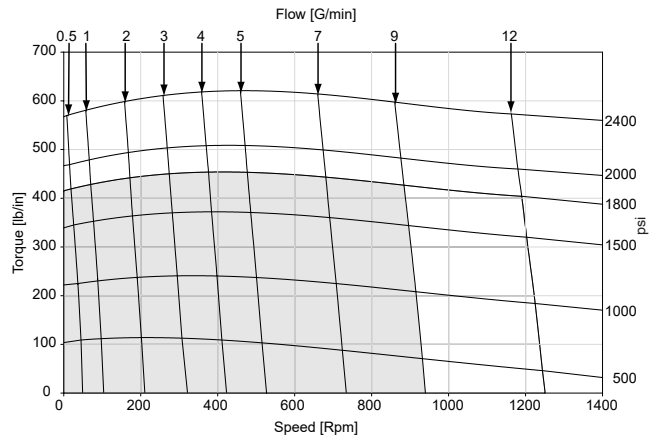


TB 0036

EU

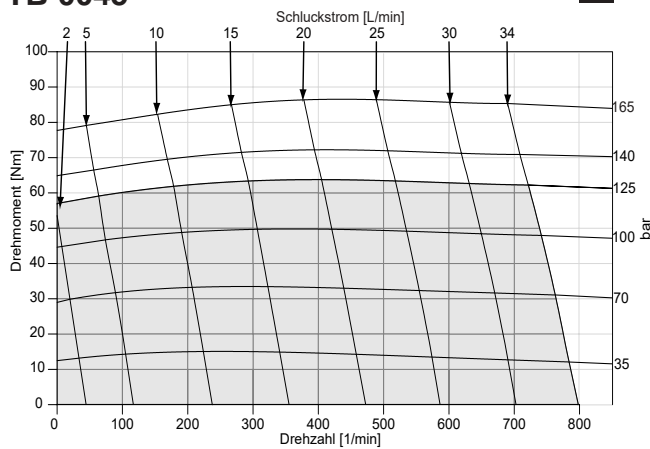


US

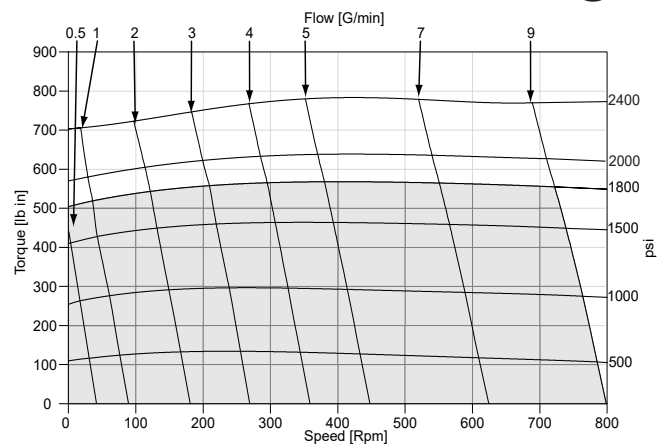


TB 0045

EU

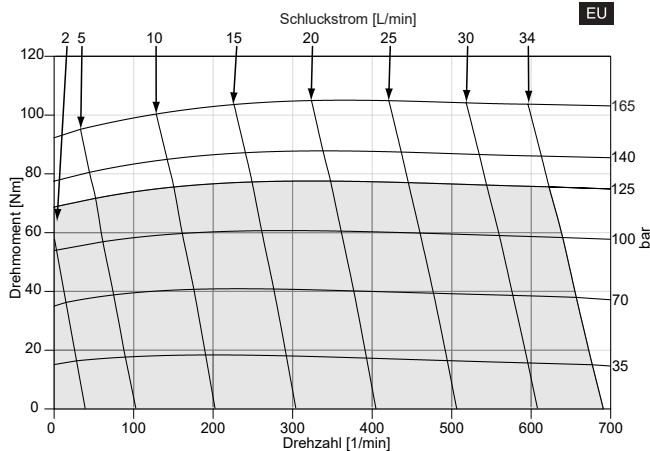


US

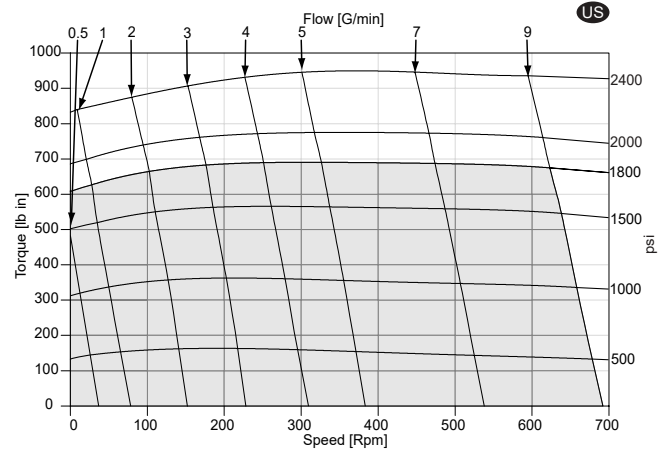


TB 0050

EU



US



Cont.

Int.

Intermittent operation rating applies to 10% of every minute.
Fonctionnement interm. 10% max. de chaque minute d'utilisation.

Intermittierende Werte maximal 10% von jeder Betriebsminute.
Capacidad de funcionamiento intermitente valida para 10% por cada minuto.

Performance data based on testing using 10W40 oil with a viscosity of 200 SUS at 54° C (130° F). Performance data is typical. Actual data may vary slightly from one production motor to another

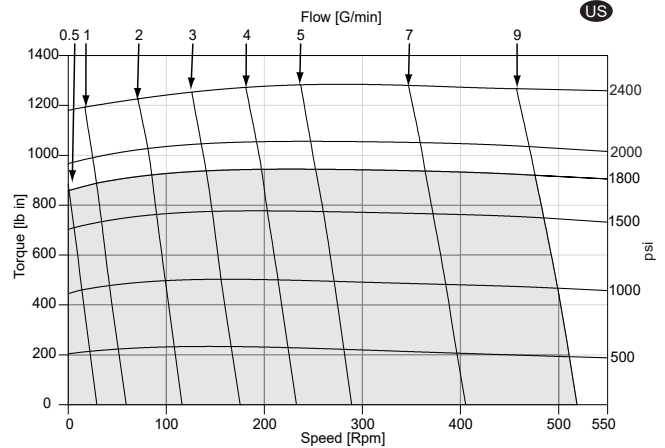
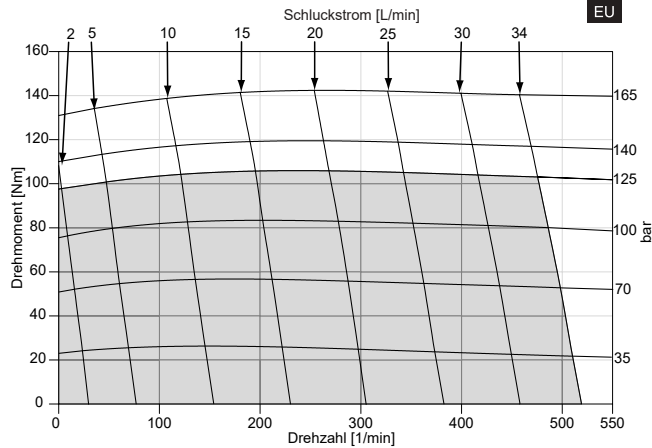
Leistungsdaten sind gemessen mit SAE 10W40 bei einer Viskosität von 43,1 Cst bei 54°C. Geringfügige Abweichungen von den Katalogdaten sind möglich.

Les données sur les performances sont basées sur des tests utilisant de l'huile 10W40 d'une viscosité de 200 SUS à 54°C (130°F). Ces données correspondent à des situations typiques. Les données réelles peuvent varier légèrement d'un moteur de production à l'autre.

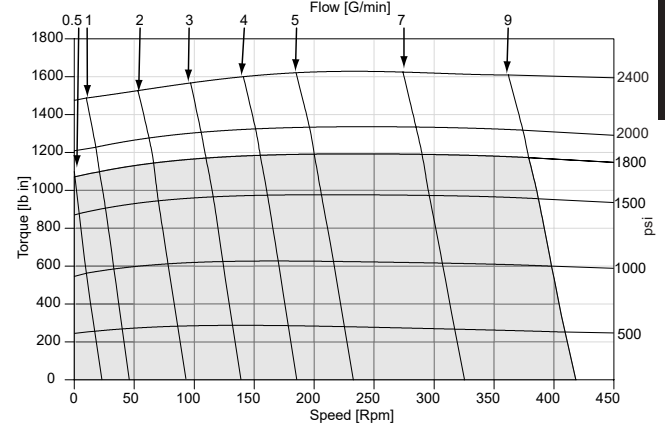
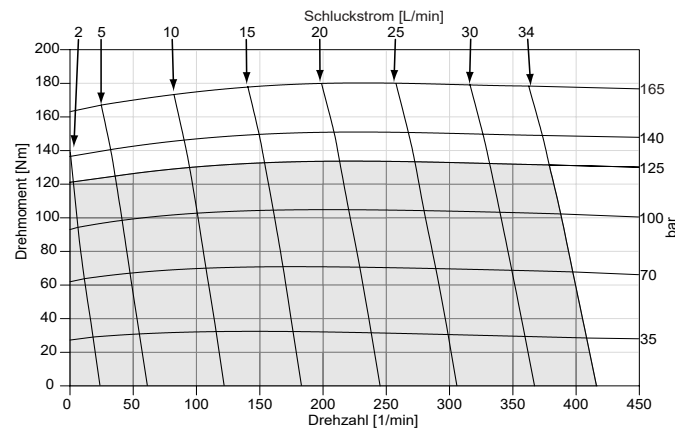
Datos tecnicos obtenidos con aceite 10W40 de 200 SUS de viscosidad a 54°C (130°F). Los datos proporcionados son valores tipicos. Los valores exactos reales podrian tener una pequena variacion entre distintos motores.

Global TB,p65, pfm, fm

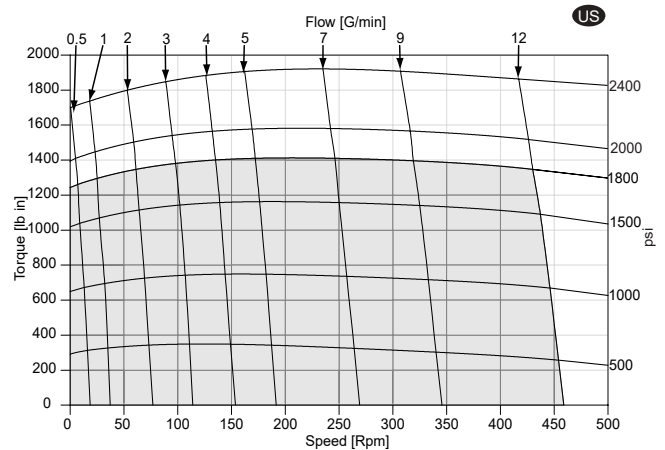
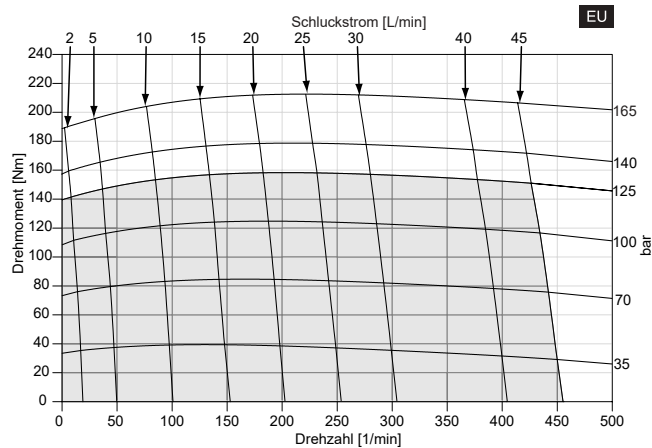
TB 0065



TB 0080



TB 0100



Cont. Int.
Intermittent operation rating applies to 10% of every minute.
Fonctionnement interm. 10% max. de chaque minute d'utilisation.

Intermittierende Werte maximal 10% von jeder Betriebsminute.
Capacidad de funcionamiento intermitente valida para 10% por cada minuto.

Performance data based on testing using 10W40 oil with a viscosity of 200 SUS at 54° C (130° F). Performance data is typical. Actual data may vary slightly from one production motor to another

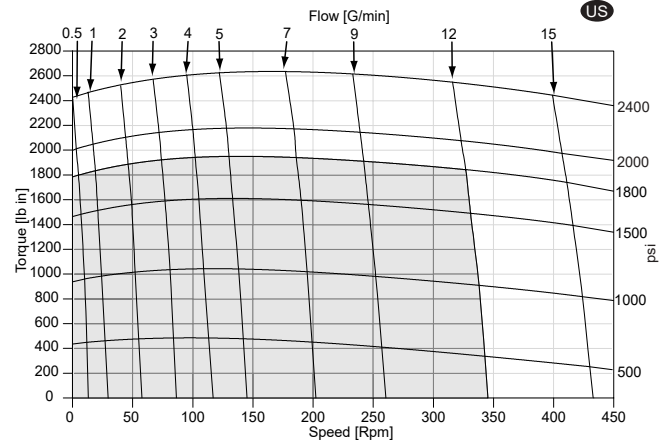
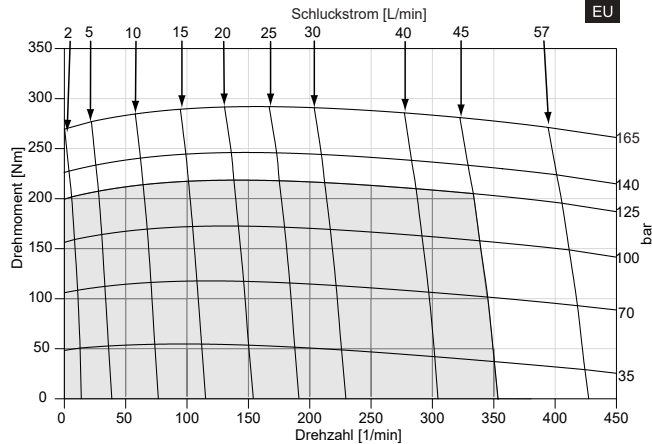
Leistungsdaten sind gemessen mit SAE 10W40 bei einer Viskosität von 43,1 Cst bei 54°C. Geringfügige Abweichungen von den Katalogdaten sind möglich.

Les données sur les performances sont basées sur des tests utilisant de l'huile 10W40 d'une viscosité de 200 SUS à 54°C (130°F). Ces données correspondent à des situations typiques. Les données réelles peuvent varier légèrement d'un moteur de production à l'autre.

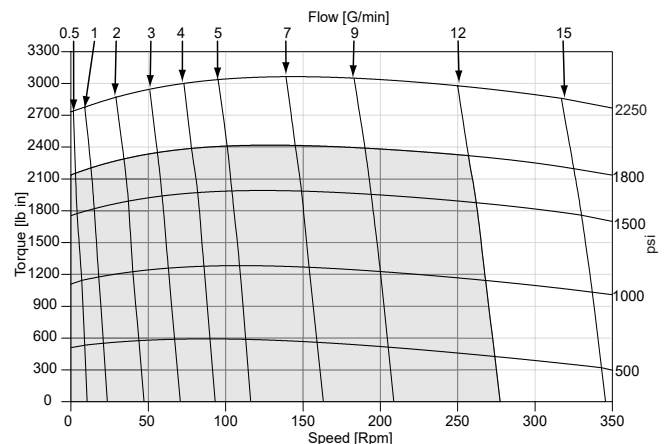
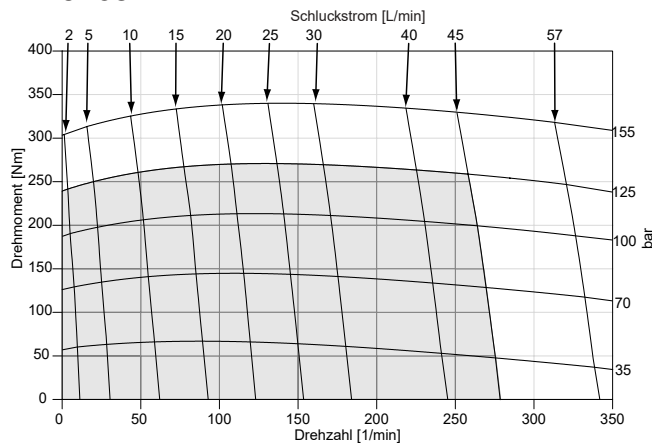
Datos tecnicos obtenidos con aceite 10W40 de 200 SUS de viscosidad a 54°C (130°F). Los datos proporcionados son valores tipicos. Los valores exactos reales podrían tener una pequeña variación entre distintos motores.

Global TB,p65, pfm, fm

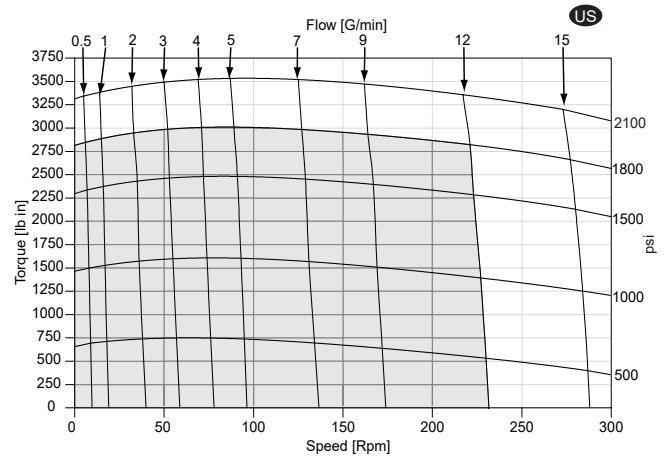
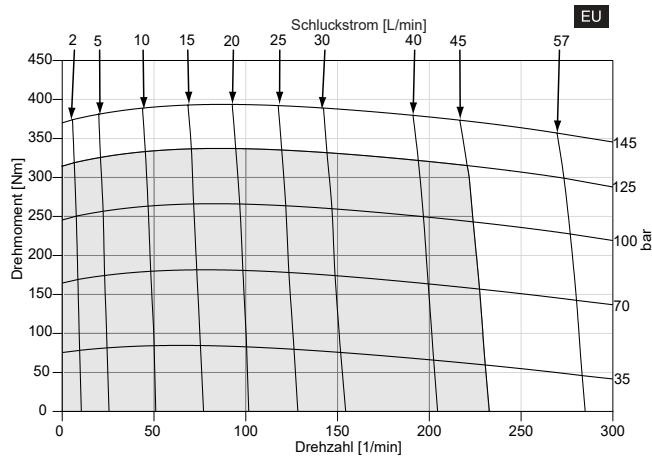
TB 0130



TB 0165



TB 0195



□ Cont.

□ Int.

Intermittent operation rating applies to 10% of every minute.

Fonctionnement interm. 10% max. de chaque minute d'utilisation.

Performance data based on testing using 10W40 oil with a viscosity of 200 SUS at 54° C (130° F). Performance data is typical. Actual data may vary slightly from one production motor to another

Les données sur les performances sont basées sur des tests utilisant de l'huile 10W40 d'une viscosité de 200 SUS à 54°C (130°F). Ces données correspondent à des situations typiques. Les données réelles peuvent varier légèrement d'un moteur de production à l'autre.

Global TB.p65, pfm, fm

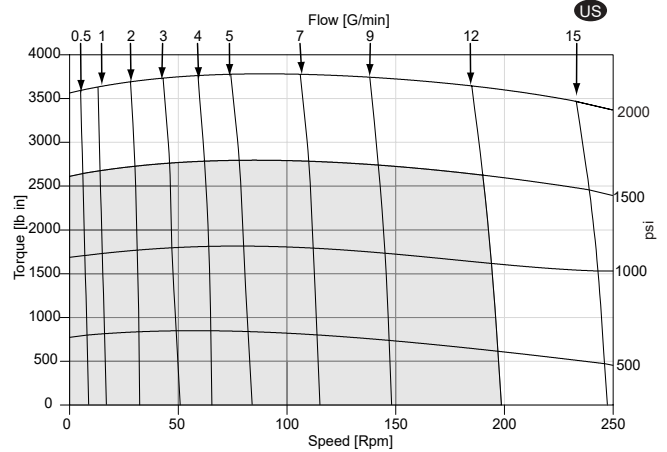
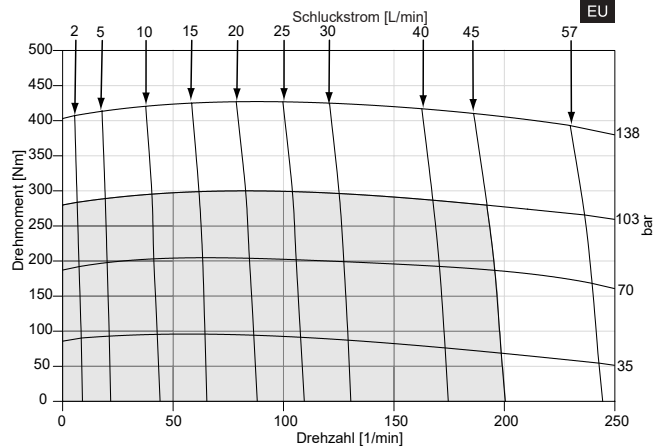
Intermittierende Werte maximal 10% von jeder Betriebsminute.

Capacidad de funcionamiento intermitente valida para 10% por cada minuto.

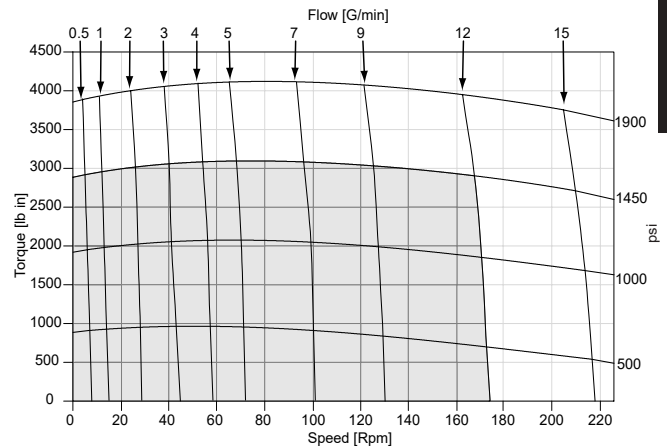
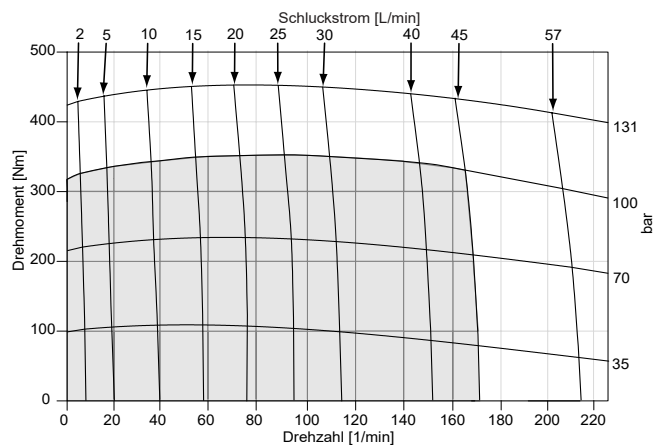
Leistungsdaten sind gemessen mit SAE 10W40 bei einer Viskosität von 43,1 Cst bei 54°C. Geringfügige Abweichungen von den Katalogdaten sind möglich.

Datos tecnicos obtenidos con aceite 10W40 de 200 SUS de viscosidad a 54°C (130°F). Los datos proporcionados son valores tipicos. Los valores exactos reales podrian tener una pequena variacion entre distintos motores.

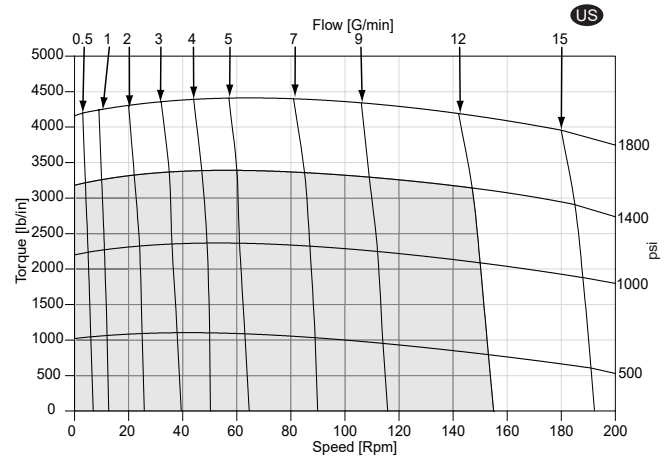
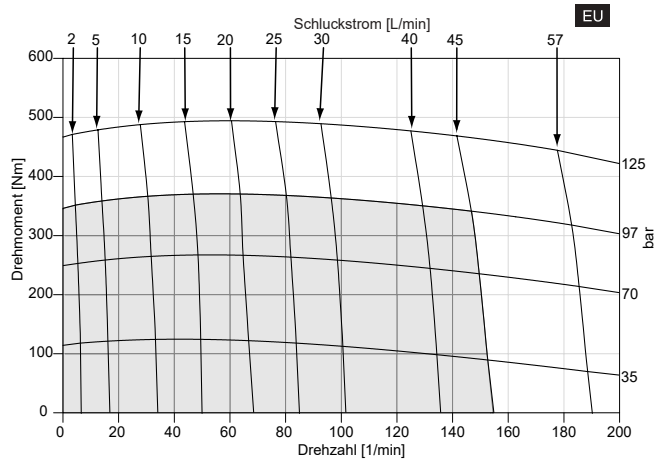
TB 0230



TB 0260



TB 0295



□ Cont.

□ Int.

Intermittent operation rating applies to 10% of every minute.

Fonctionnement interm. 10% max. de chaque minute d'utilisation.

Performance data based on testing using 10W40 oil with a viscosity of 200 SUS at 54° C (130° F). Performance data is typical. Actual data may vary slightly from one production motor to another

Les données sur les performances sont basées sur des tests utilisant de l'huile 10W40 d'une viscosité de 200 SUS à 54°C (130°F). Ces données correspondent à des situations typiques. Les données réelles peuvent varier légèrement d'un moteur de production à l'autre.

Global TB.p65, pfm, fm

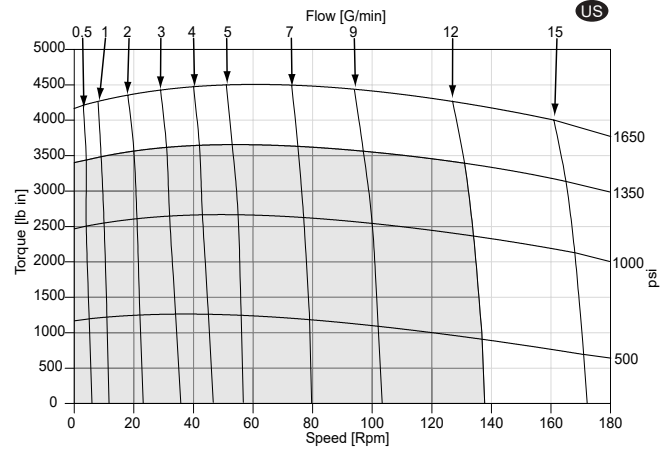
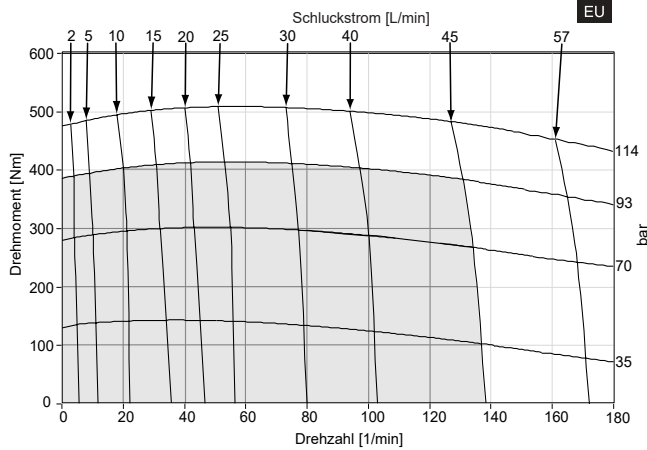
Intermittierende Werte maximal 10% von jeder Betriebsminute.

Capacidad de funcionamiento intermitente valida para 10% por cada minuto.

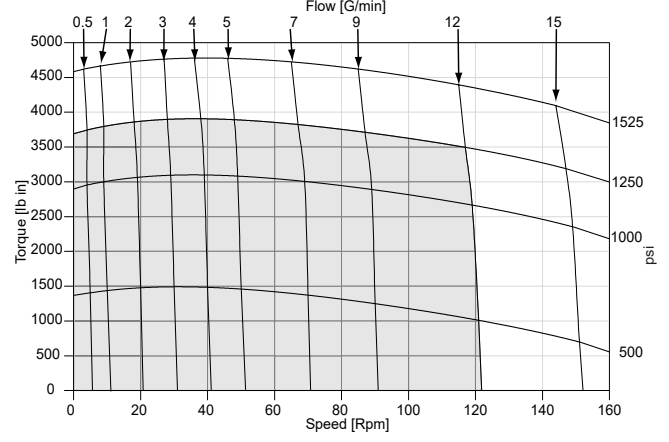
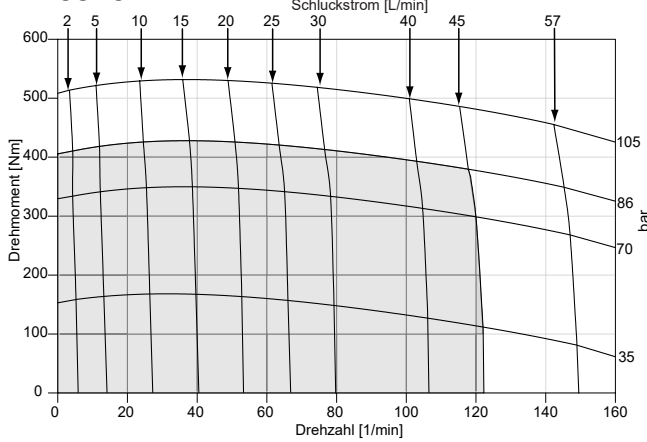
Leistungsdaten sind gemessen mit SAE 10W40 bei einer Viskosität von 43,1 Cst bei 54°C. Geringfügige Abweichungen von den Katalogdaten sind möglich.

Datos tecnicos obtenidos con aceite 10W40 de 200 SUS de viscosidad a 54°C (130°F). Los datos proporcionados son valores típicos. Los valores exactos reales podrían tener una pequeña variación entre distintos motores.

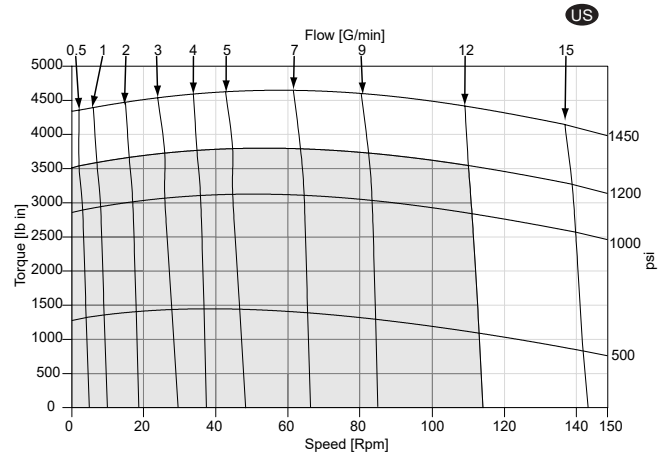
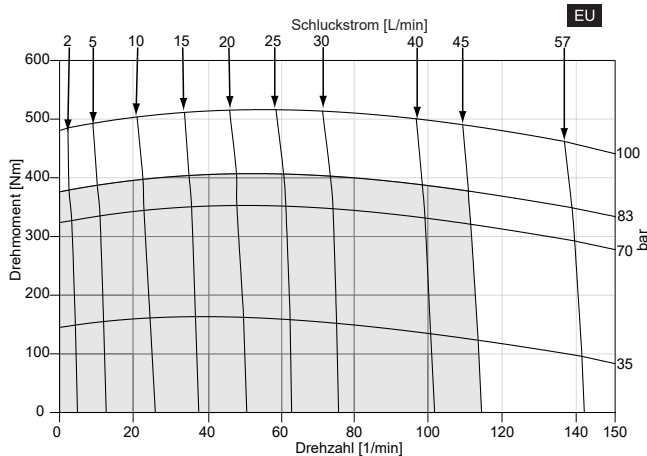
TB 0330



TB 0370



TB 0390



Cont. Int.
Intermittent operation rating applies to 10% of every minute.
Fonctionnement interm. 10% max. de chaque minute d'utilisation.

Intermittierende Werte maximal 10% von jeder Betriebsminute.
Capacidad de funcionamiento intermitente valida para 10% por cada minuto.

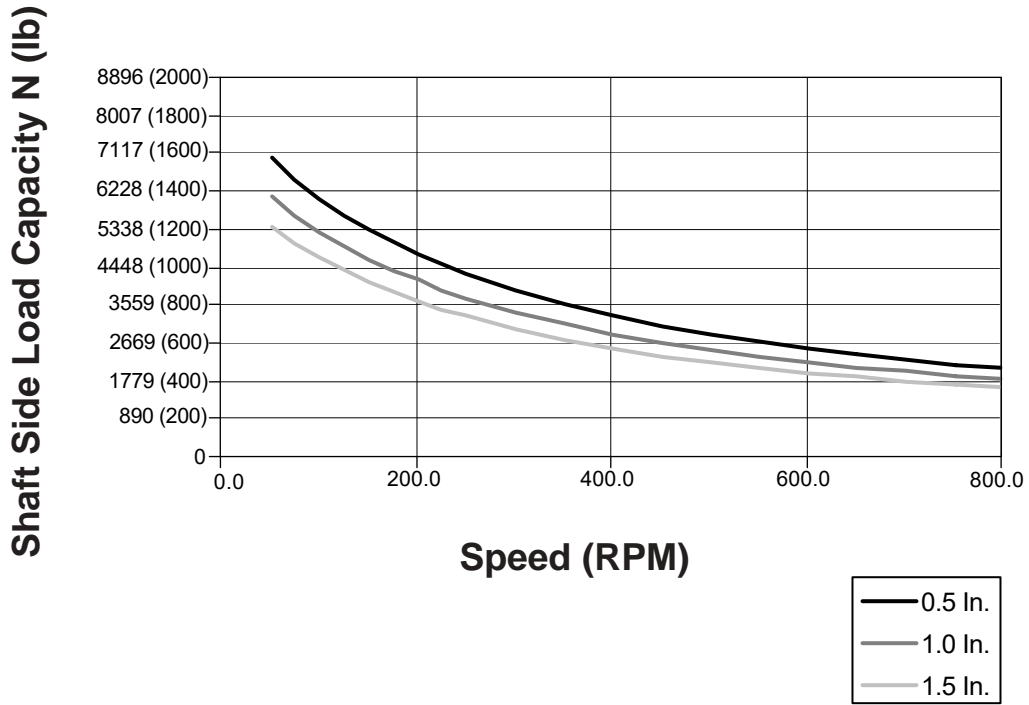
Performance data based on testing using 10W40 oil with a viscosity of 200 SUS at 54° C (130° F). Performance data is typical. Actual data may vary slightly from one production motor to another

Leistungsdaten sind gemessen mit SAE 10W40 bei einer Viskosität von 43,1 Cst bei 54°C. Geringfügige Abweichungen von den Katalogdaten sind möglich.

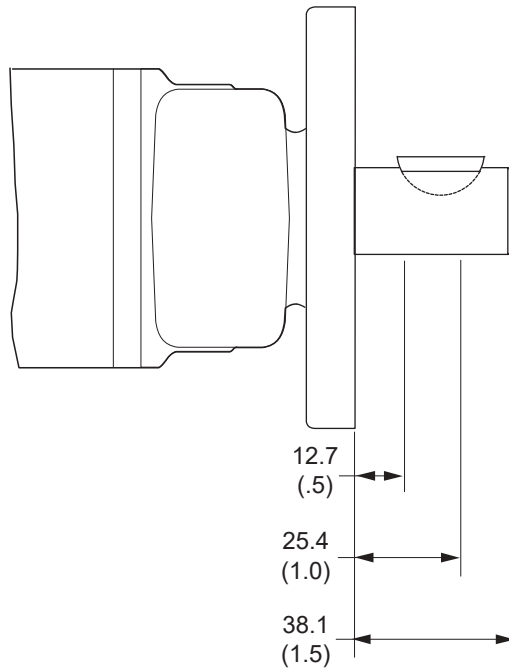
Les données sur les performances sont basées sur des tests utilisant de l'huile 10W40 d'une viscosité de 200 SUS à 54°C (130°F). Ces données correspondent à des situations typiques. Les données réelles peuvent varier légèrement d'un moteur de production à l'autre.

Datos tecnicos obtenidos con aceite 10W40 de 200 SUS de viscosidad a 54°C (130°F). Los datos proporcionados son valores típicos. Los valores exactos reales podrían tener una pequeña variación entre distintos motores.

Global TB,p65, pfm, fm



The allowable side load curve is based on bushing life of 2.5×10^6 revolutions.
 Die zulaessige radiale Wellenbelastung bezieht sich auf die Lager-Lebensdauer $2,5 \times 10^6$ Umdrehungen.
 L'effort radial admissible sur l'arbre depend a une duree de vie $2,5 \times 10^6$ de rotation.
 La curva de carga lateral admisible se basa en vida util de cojinete de 2.5×10^6 revoluciones.



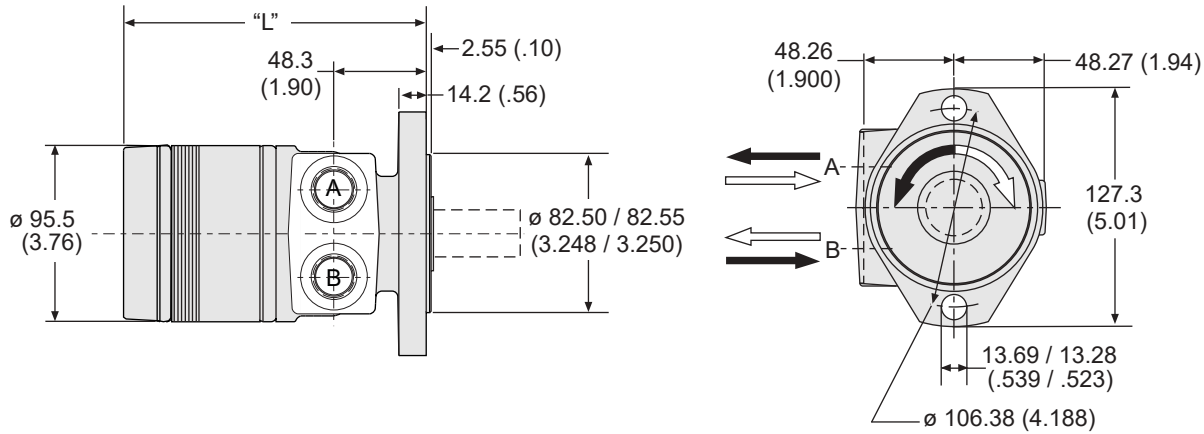
English equivalents for metric specifications are shown in ().

Global TB,p65, pfm, fm



Code: A 

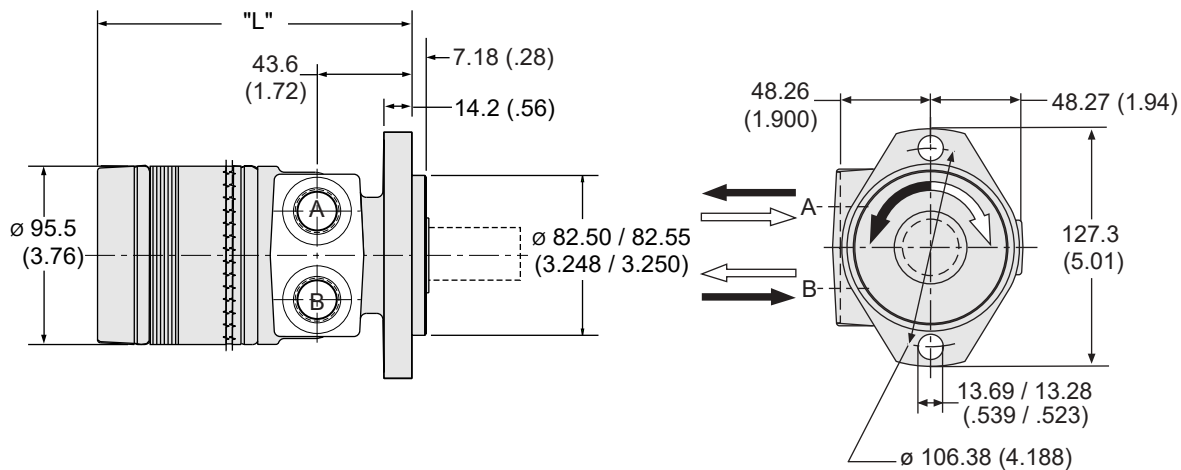
SAE A 2-Bolt



Code A disp.	0036	0045	0050	0065	0080	0100	0130	0165	0195	0230	0260	0295	0330	0365	0390
Weight/Gewicht kg	5.87	6.03	6.12	6.26	6.35	6.49	6.76	7.03	7.35	7.58	7.80	8.07	8.35	8.66	8.80
Poids/Peso (lb)	(12.9)	(13.3)	(13.5)	(13.8)	(14.0)	(14.3)	(14.9)	(15.5)	(16.2)	(16.7)	(17.2)	(17.8)	(18.4)	(19.1)	(19.4)
Length "L" mm	132.4	136	138	141	144	147	154	160	166	173	179	185	192	200	205
"L" (in)	(5.22)	(5.36)	(5.42)	(5.54)	(5.67)	(5.79)	(6.04)	(6.29)	(6.54)	6.79	7.04	7.29	7.54	7.88	8.04

Code: C  

SAE A 2-Bolt, Long Pilot



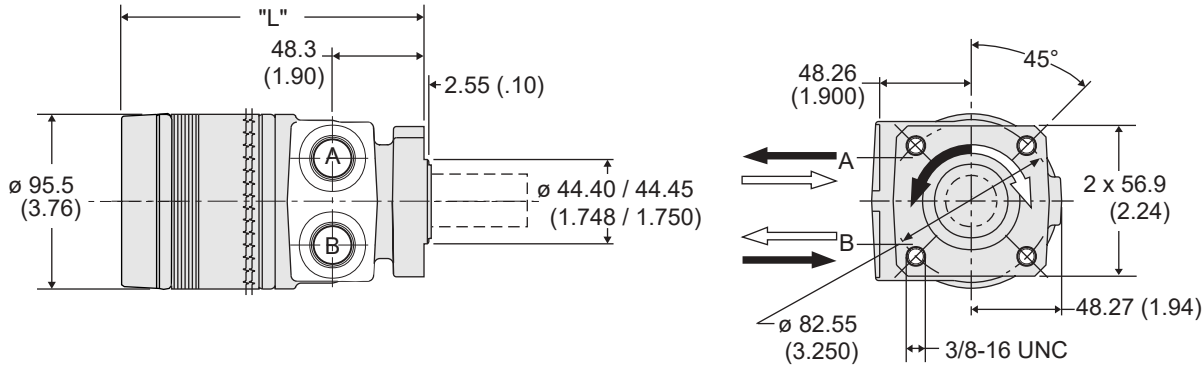
Code C disp.	0036	0045	0050	0065	0080	0100	0130	0165	0195	0230	0260	0295	0330	0365	0390
Weight/Gewicht kg	5.87	6.03	6.12	6.26	6.35	6.49	6.76	7.03	7.35	7.58	7.80	8.07	8.35	8.66	8.80
Poids/Peso (lb)	(12.9)	(13.3)	(13.5)	(13.8)	(14.0)	(14.3)	(14.9)	(15.5)	(16.2)	(16.7)	(17.2)	(17.8)	(18.4)	(19.1)	(19.4)
Length "L" mm	132.4	131	133	136	139	142	149	155	161	168	174	180	187	195	200
"L" (in)	(5.22)	(5.18)	(5.24)	(5.36)	(5.49)	(5.61)	(5.86)	(6.11)	(6.36)	(6.61)	(6.86)	(7.11)	(7.36)	(7.70)	(7.86)

English equivalents for metric specifications are shown in ().

Global TB,p65, pfm, fm

Code: F ^{US}

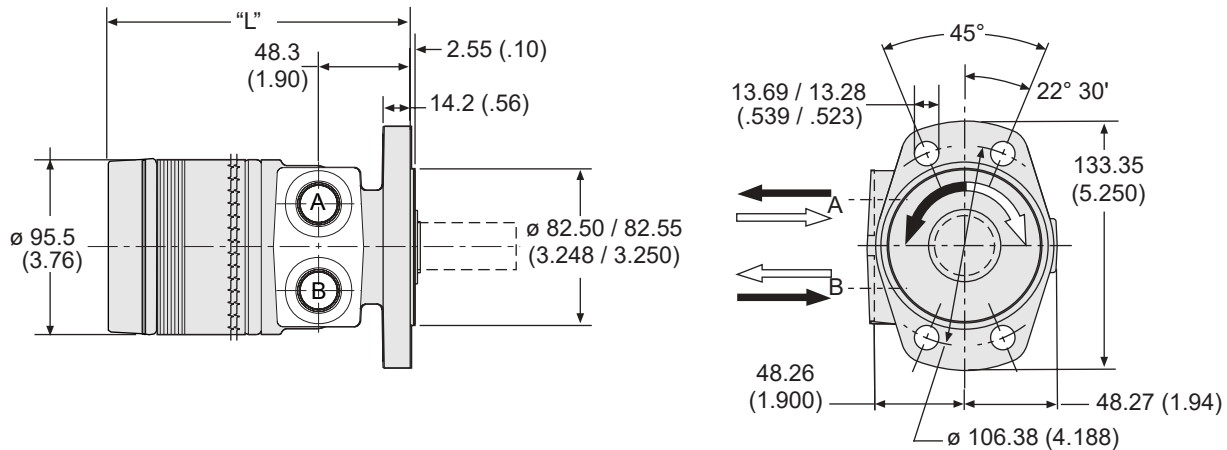
4-Bolt



Code F disp.	0036	0045	0050	0065	0080	0100	0130	0165	0195	0230	0260	0295	0330	0365	0390
Weight/Gewicht kg	5.58	5.62	5.67	5.80	5.94	6.08	6.31	6.62	7.03	7.17	7.39	7.62	7.94	8.26	8.39
Poids/Peso (lb)	(12.3)	(12.4)	(12.5)	(12.8)	(13.1)	(13.4)	(13.9)	(14.6)	(15.5)	(15.8)	(16.3)	(16.8)	(17.5)	(18.2)	(18.5)
Length "L" mm	132.4	136	138	141	144	147	154	160	166	173	179	185	192	200	205
"L" (in)	(5.22)	(5.36)	(5.42)	(5.54)	(5.67)	(5.79)	(6.04)	(6.29)	(6.54)	(6.79)	(7.04)	(7.29)	(7.54)	(7.88)	(8.04)

Code: M ^{US}

Magneto



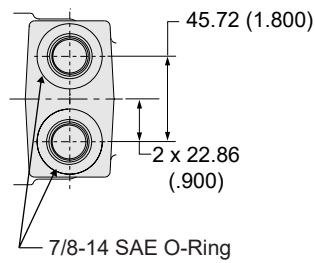
Code M disp.	0036	0045	0050	0065	0080	0100	0130	0165	0195	0230	0260	0295	0330	0365	0390
Weight/Gewicht kg	5.58	6.30	6.40	6.53	6.62	6.76	7.03	7.30	7.62	7.85	8.12	8.35	8.62	8.94	9.07
Poids/Peso (lb)	(12.3)	(13.9)	(14.1)	(14.4)	(14.6)	(14.9)	(15.5)	(16.1)	(16.8)	(17.3)	(17.9)	(18.4)	(19.0)	(19.7)	(20.0)
Length "L" mm	132.4	136	138	141	144	147	154	160	166	173	179	185	192	200	205
"L" (in)	(5.22)	(5.36)	(5.42)	(5.54)	(5.67)	(5.79)	(6.04)	(6.29)	(6.54)	(6.79)	(7.04)	(7.29)	(7.54)	(7.88)	(8.04)

English equivalents for metric specifications are shown in ().

Global TB,p65, pfm, fm

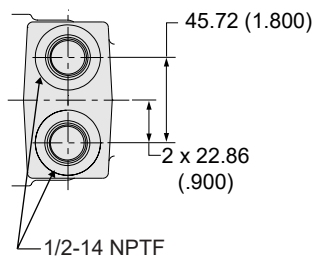
Code: S ^{US}

7/8"-14 SAE O-Ring



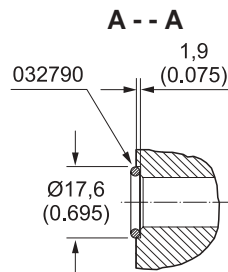
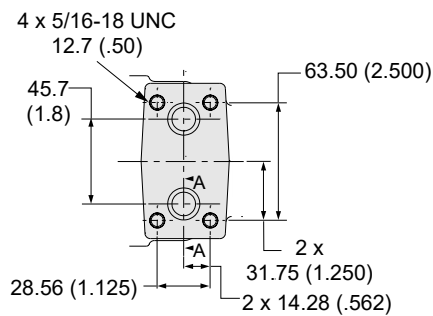
Code: P ^{US}

1/2"-14 NPTF



Code: M ^{US}

Manifold



Motor with manifold mount is supplied with 2 O-rings.

Zum Motor mit Universalanschluß werden 2 O-Ringe geliefert.

Deux joints toriques sont livrés avec les moteurs a plan de raccordement universel.

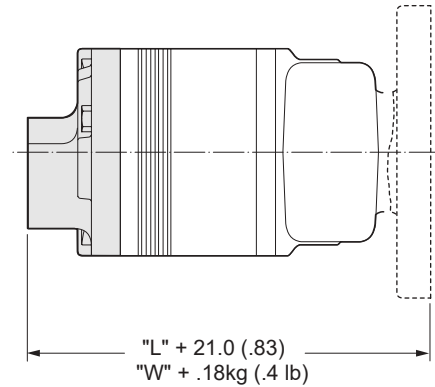
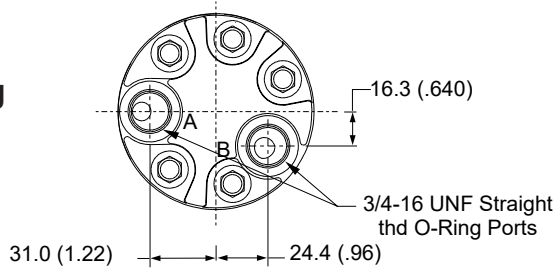
Il blocchetto connessioni è corredato da 2 OR.

English equivalents for metric specifications are shown in ().

Global TB,p65, pfm, fm

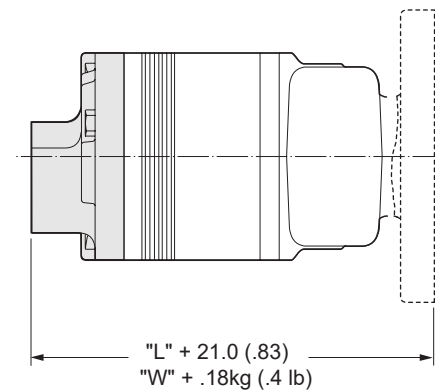
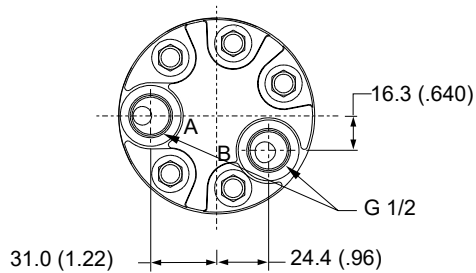
Code: R 

3/4"-16 SAE O-Ring



Code: Y 

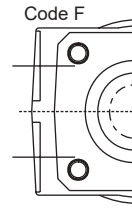
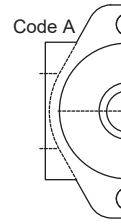
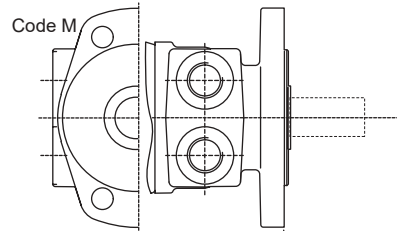
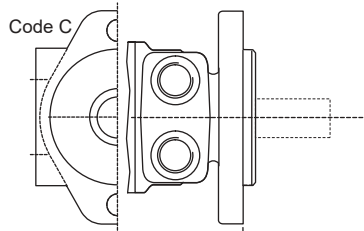
G 1/2



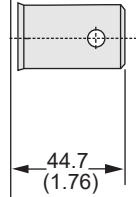
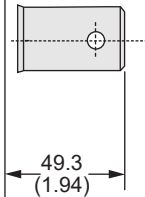
See page 28 and 29 for length "L" & weights "W".
 Längen "L" / Gewichte "W" siehe Seite 28...29.
 Voir page 28-29 pour les longueurs "L" et les poids "W"
 Consultar en la Página 28-29 los valores de largo "L" y peso "W".

English equivalents for metric specifications are shown in ().

Global TB,p65, pfm, fm



Code: 09 US
**1" Straight with
0.38" Crosshole**

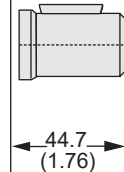
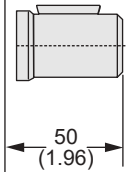


Code: 10 US

1" Keyed

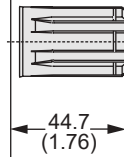
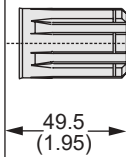
Code: 21 US

Corrosion Resistant



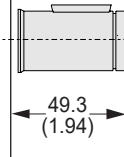
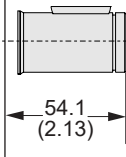
Code: 11 US

1" 6B Spline



Code: 13 US

Long 1" Keyed



English equivalents for metric specifications are shown in ().

Global TB,p65, pfm, fm

Code: 09 ^{US}

1" Straight with
0.38" Crosshole

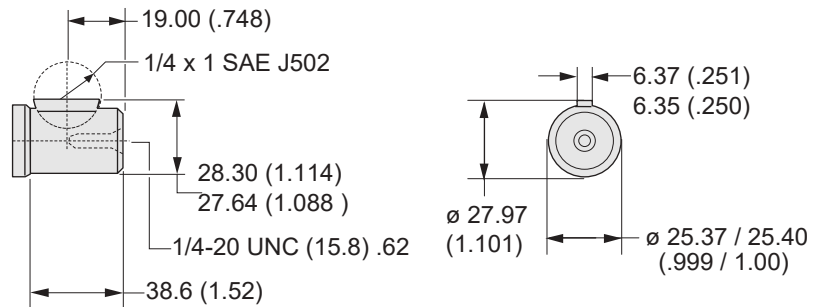


Code: 10 ^{US}

1" Keyed

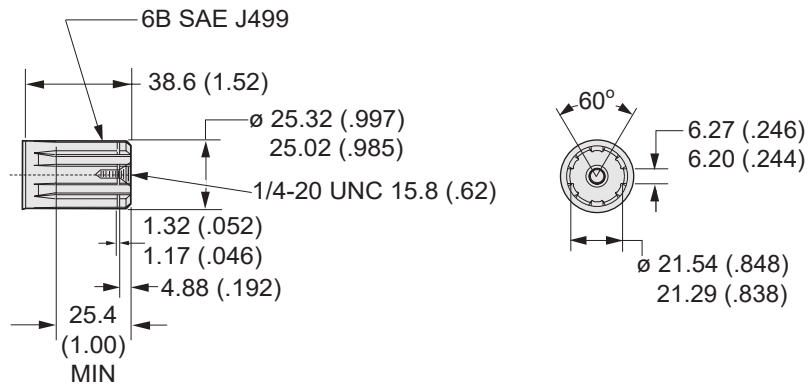
Code: 21 ^{US}

Corrosion Resistant



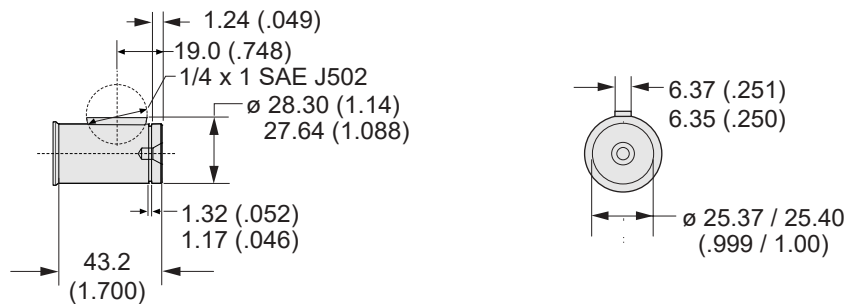
Code: 11 ^{US}

1" 6B Spline



Code: 13 ^{US}

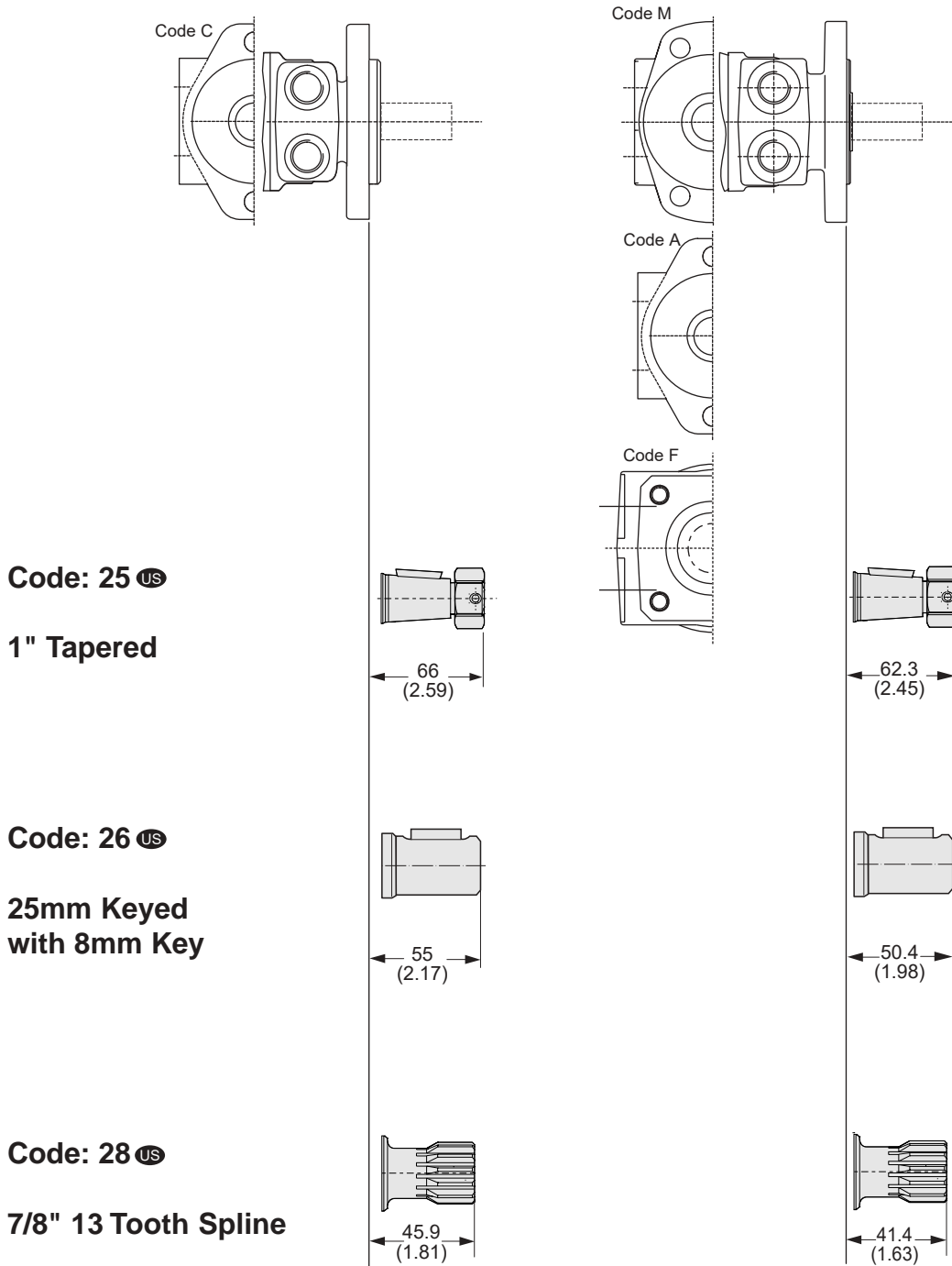
Long 1" Keyed



English equivalents for metric specifications are shown in ().

Global TB,p65, pfm, fm



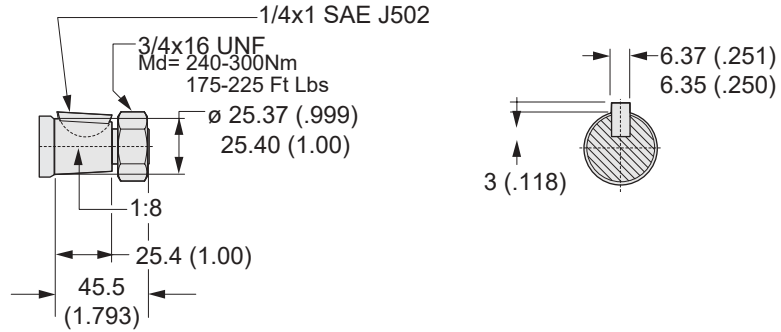


English equivalents for metric specifications are shown in ().

Global TB,p65, pfm, fm

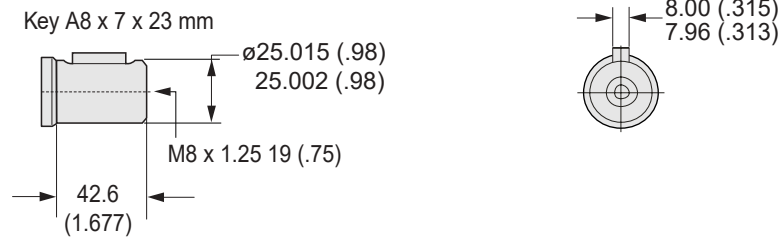
Code: 25 

1" Tapered



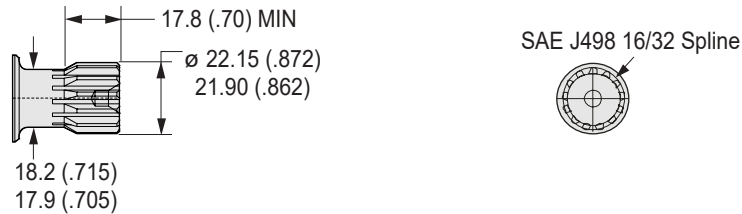
Code: 26 

25mm Keyed
with 8mm Key



Code: 28 





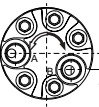







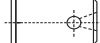
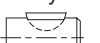





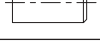





































7/8" 13 Tooth Spline



English equivalents for metric specifications are shown in ().

Global TB.p65, pfm, fm



TB	XXXX	X	X	XX	X	XXXX																																																																																														
Series	Displacement Schluckvolumen Cylindrée Desplazamiento	Mounting Gehäuse Carter Montaje	Ports Anschluß Plan de raccordement Lumbreras	Shaft Welle Arbre Eje	Rotation Drehrichtung Direction de rotation Rotacion	Options Opciones																																																																																														
<table border="1" style="width: 100%; border-collapse: collapse;"> <thead> <tr> <th>Code</th> <th>cm³/U / cm³/rev cm³/tr / cm³/giro</th> </tr> </thead> <tbody> <tr><td>0036</td><td>2.2 / 36</td></tr> <tr><td>0045</td><td>2.5 / 41</td></tr> <tr><td>0050</td><td>3.0 / 49</td></tr> <tr><td>0065</td><td>4.0 / 65</td></tr> <tr><td>0080</td><td>5.0 / 82</td></tr> <tr><td>0100</td><td>6.0 / 98</td></tr> <tr><td>0130</td><td>8.0 / 130</td></tr> <tr><td>0165</td><td>10.0 / 163</td></tr> <tr><td>0195</td><td>11.9 / 195</td></tr> <tr><td>0230</td><td>13.9 / 228</td></tr> <tr><td>0260</td><td>15.9 / 260</td></tr> <tr><td>0295</td><td>17.9 / 293</td></tr> <tr><td>0330</td><td>20.0 / 328</td></tr> <tr><td>0365</td><td>22.6 / 370</td></tr> <tr><td>0390</td><td>24.0 / 392</td></tr> </tbody> </table>	Code	cm ³ /U / cm ³ /rev cm ³ /tr / cm ³ /giro	0036	2.2 / 36	0045	2.5 / 41	0050	3.0 / 49	0065	4.0 / 65	0080	5.0 / 82	0100	6.0 / 98	0130	8.0 / 130	0165	10.0 / 163	0195	11.9 / 195	0230	13.9 / 228	0260	15.9 / 260	0295	17.9 / 293	0330	20.0 / 328	0365	22.6 / 370	0390	24.0 / 392	<table border="1" style="width: 100%; border-collapse: collapse;"> <thead> <tr> <th>Code</th> <th>Avail.</th> </tr> </thead> <tbody> <tr> <td>P 1/2-14 NPTF </td> <td>US</td> </tr> <tr> <td>S 7/8-14 </td> <td>SAE10 US</td> </tr> <tr> <td>M 5/16-18 UNC Manifold </td> <td>US</td> </tr> </tbody> </table> <p style="text-align: center;">Endanschluß Rear Ports Alimentazione Laterale Orifices arrière</p> <table border="1" style="width: 100%; border-collapse: collapse;"> <thead> <tr> <th>Code</th> <th>Avail.</th> </tr> </thead> <tbody> <tr> <td>R 3/4-16 SAE "O-Ring" Axial </td> <td>US</td> </tr> <tr> <td>Y G 1/2 </td> <td>EU</td> </tr> </tbody> </table>	Code	Avail.	P 1/2-14 NPTF 	US	S 7/8-14 	SAE10 US	M 5/16-18 UNC Manifold 	US	Code	Avail.	R 3/4-16 SAE "O-Ring" Axial 	US	Y G 1/2 	EU	<table border="1" style="width: 100%; border-collapse: collapse;"> <thead> <tr> <th>Code</th> <th>Rotation</th> <th>Avail.</th> </tr> </thead> <tbody> <tr> <td>0 Standard </td> <td>B ↓ ↑ A</td> <td>EU US</td> </tr> <tr> <td>1 Reverse Timed Manifold </td> <td>B ↓ ↑ A</td> <td>EU US</td> </tr> </tbody> </table> <table border="1" style="width: 100%; border-collapse: collapse;"> <thead> <tr> <th>Code</th> <th>Shaft</th> <th>Avail.</th> </tr> </thead> <tbody> <tr> <td>09</td> <td>1" Straight w/0.38" Crosshole </td> <td>US</td> </tr> <tr> <td>10</td> <td>1" Keyed </td> <td>US</td> </tr> <tr> <td>11</td> <td>1" 6B Spline </td> <td>US</td> </tr> <tr> <td>13</td> <td>Long 1" Keyed </td> <td>US</td> </tr> <tr> <td>21</td> <td>1" Keyed; Corrosion Resistant </td> <td>US</td> </tr> <tr> <td>25</td> <td>1" Tapered </td> <td>US</td> </tr> <tr> <td>26</td> <td>25mm Keyed w/ 8mm Key </td> <td>US</td> </tr> <tr> <td>28</td> <td>7/8" 13 Tooth Spline </td> <td>US</td> </tr> </tbody> </table> <table border="1" style="width: 100%; border-collapse: collapse;"> <thead> <tr> <th>Code</th> <th>Avail.</th> </tr> </thead> <tbody> <tr> <td>A SAE "A" 2 Bolt </td> <td>US</td> </tr> <tr> <td>F 4 Bolt </td> <td>US</td> </tr> <tr> <td>M Magneto </td> <td>US</td> </tr> <tr> <td>C SAE "A" 2 Bolt, Long Pilot </td> <td>EU US</td> </tr> </tbody> </table> <table border="1" style="width: 100%; border-collapse: collapse;"> <thead> <tr> <th>Code</th> <th>Avail.</th> </tr> </thead> <tbody> <tr> <td>AAAB No Paint No lackiert</td> <td>EU US</td> </tr> <tr> <td>AAAA Black Paint Schwarz lackiert</td> <td>EU US</td> </tr> </tbody> </table>	Code	Rotation	Avail.	0 Standard 	B ↓ ↑ A	EU US	1 Reverse Timed Manifold 	B ↓ ↑ A	EU US	Code	Shaft	Avail.	09	1" Straight w/0.38" Crosshole 	US	10	1" Keyed 	US	11	1" 6B Spline 	US	13	Long 1" Keyed 	US	21	1" Keyed; Corrosion Resistant 	US	25	1" Tapered 	US	26	25mm Keyed w/ 8mm Key 	US	28	7/8" 13 Tooth Spline 	US	Code	Avail.	A SAE "A" 2 Bolt 	US	F 4 Bolt 	US	M Magneto 	US	C SAE "A" 2 Bolt, Long Pilot 	EU US	Code	Avail.	AAAB No Paint No lackiert	EU US	AAAA Black Paint Schwarz lackiert	EU US
Code	cm ³ /U / cm ³ /rev cm ³ /tr / cm ³ /giro																																																																																																			
0036	2.2 / 36																																																																																																			
0045	2.5 / 41																																																																																																			
0050	3.0 / 49																																																																																																			
0065	4.0 / 65																																																																																																			
0080	5.0 / 82																																																																																																			
0100	6.0 / 98																																																																																																			
0130	8.0 / 130																																																																																																			
0165	10.0 / 163																																																																																																			
0195	11.9 / 195																																																																																																			
0230	13.9 / 228																																																																																																			
0260	15.9 / 260																																																																																																			
0295	17.9 / 293																																																																																																			
0330	20.0 / 328																																																																																																			
0365	22.6 / 370																																																																																																			
0390	24.0 / 392																																																																																																			
Code	Avail.																																																																																																			
P 1/2-14 NPTF 	US																																																																																																			
S 7/8-14 	SAE10 US																																																																																																			
M 5/16-18 UNC Manifold 	US																																																																																																			
Code	Avail.																																																																																																			
R 3/4-16 SAE "O-Ring" Axial 	US																																																																																																			
Y G 1/2 	EU																																																																																																			
Code	Rotation	Avail.																																																																																																		
0 Standard 	B ↓ ↑ A	EU US																																																																																																		
1 Reverse Timed Manifold 	B ↓ ↑ A	EU US																																																																																																		
Code	Shaft	Avail.																																																																																																		
09	1" Straight w/0.38" Crosshole 	US																																																																																																		
10	1" Keyed 	US																																																																																																		
11	1" 6B Spline 	US																																																																																																		
13	Long 1" Keyed 	US																																																																																																		
21	1" Keyed; Corrosion Resistant 	US																																																																																																		
25	1" Tapered 	US																																																																																																		
26	25mm Keyed w/ 8mm Key 	US																																																																																																		
28	7/8" 13 Tooth Spline 	US																																																																																																		
Code	Avail.																																																																																																			
A SAE "A" 2 Bolt 	US																																																																																																			
F 4 Bolt 	US																																																																																																			
M Magneto 	US																																																																																																			
C SAE "A" 2 Bolt, Long Pilot 	EU US																																																																																																			
Code	Avail.																																																																																																			
AAAB No Paint No lackiert	EU US																																																																																																			
AAAA Black Paint Schwarz lackiert	EU US																																																																																																			

US US Standard
EU Euro Standard

See Page 73 for Additional Options

C